

**Format of holding of specified securities**

1. Name of Listed Entity: WILLIAMSON MAGOR & CO. LTD. (CIN:L01132WB1949PLC017715)

2. Scrip Code 519224 Name of Scrip WILLAMAGOR EQ,- Class of Security Equity

3. Share Holding Pattern Filed under : Reg. 31(1)(a)/Reg. 31(1)(b)/Reg. 31(1)(c )

a. If under 31 (1)(b) then indicate the report for Quarter ending: 30/09/2023

b. If under 31(1)(c ) then indicate date of allotment/extinguishment

4. Declaration : The Listed entity is required to submit the following declaration to the extent of submission of information:-

	Particulars	Yes*	No*
1	Whether the Listed Entity has issued any partly paid up shares?		No
2	Whether the Listed Entity has issued any Convertible Securities or Warrants?		No
3	Whether the Listed Entity has any shares against which depository receipts are issued?		No
4	Whether the Listed Entity has any shares in Locked-in?		No
5	Whether any shares held by promoters are pledge or otherwise encumbered?		No
6	Whether company has equity shares with differential voting rights?		No
7	Whether the Listed Entity has any significant beneficial owner?		No

\* If the Listed Entity selects the option 'No' for the questions above, the column for the partly paid up shares, Outstanding Convertible Securities/Warrants, depository receipts, locked-in shares, No of shares pledged or otherwise encumbered by promoters, as applicable, shall not be displayed at the time of dissemination on the Stock Exchange website. Also wherever there is 'No' declared by Listed Entity in above table the values will be considered as 'Zero' by default on submission of the format of holding of specified securities.

5. The tabular format for disclosure of holding of specified securities is as follows:-




Table I - Summary Statement holding of specified securities as on 30/09/2023

Category (I)	Category of shareholder (II)	Nos. of shareholders (III)	No. of fully paid up equity shares held (IV)	No. of Partly paid-up equity shares held (V)	No. of shares underlying Depository Receipts (VI)	Total nos. shares held (VII)=(IV)+(V)+(VI)	Shareholding as a % of total no. of shares (calculated as per SCRR, 1957) (VIII) As a % of (A+B+C2)	Number of Voting Rights held in each class of securities (IX)				No of shares Underlying outstanding convertible securities (including Warrants) (X)	Shareholding as a % assuming full conversion of convertible securities (as a percentage of diluted share capital) (XI)=(VII)+(X) As a % of (A+B+C2)	Number of Locked in shares (XII)		Number of shares pledged or otherwise encumbered (XIII)		Number of equity shares held in dematerialized form (XIV)
								No of Voting Rights			Total as a % of (A+B+C)			No. (a)	As a % of total shares held (b)	No. (a)	As a % of total shares held (b)	
								Class eg:x	Class eg:y	Total								
(A)	Promoter & Promoter group	4	6794443	0	0	6794443	62.0137	6794443	0	6794443	62.0137	0	62.0137	0	0.0000	0	0.0000	6794443
(B)	Public	8535	4161917	0	0	4161917	37.9863	4161917	0	4161917	37.9863	0	37.9863	0	0.0000	NA		3742228
(C)	Non Promoter - Non Public															NA		
(C1)	Shares underlying DRs						NA									NA		
(C2)	Shares held by Employee Trusts															NA		
	Total	8539	10956360	0	0	10956360	100.0000	10956360	0	10956360	100.0000	0	100.0000	0				10536671





Table II - Statement Showing shareholding pattern of the Promoter and Promoter Group as on 30/09/2023

Category & Name of the Shareholders (I)	Entity type i.e. promoter OR promoter group entity (except promoter)	PAN (II)	Nos. of shareholders (III)	No. of fully paid up equity shares held (IV)	Partly paid-up equity shares held (V)	Nos. of shares underlying Depository Receipts (VI)	Total nos. shares held (VII)=(IV)+(V)+(VI)	Shareholding % calculated as per SCRR, 1957) As a % of (A+B+C2) (VIII)	Number of Voting Rights held in each class of securities (IX)			No of shares Underlying outstanding convertible securities (as a percentage of diluted share capital) (X)	Shareholding as a % assuming full conversion of convertible securities (as a percentage of diluted share capital) (XI)=(VII)+(X) As a % of A+B+C2)	Number of Locked in shares (XII)		Number of shares pledged or otherwise encumbered (XIII)		Number of equity shares held in dematerialized form (XIV)	
									Class x	Class y	Total			No. (a)	As a % of total shares held (b)	No. (a)	As a % of total shares held (b)		
																			No of Voting Rights
(1) Indian																			
(a) Individuals/Hindu undivided Family			1	15240	0	0	15240	0.1391	15240	0	15240	0.1391	0	0.1391	0	0.0000	0	0.0000	15240
B M KHAITAN	Promoter	AGEPK6970B	1	15240	0	0	15240	0.1391	15240	0	15240	0.1391	0	0.1391	0	0.0000	0	0.0000	15240
(b) Central Government/State Government(s)													0	0.0000	0	0.0000	0	0.0000	0
(c) Financial Institutions/Banks													0	0.0000	0	0.0000	0	0.0000	0
(d) Any Other (specify)													0	0.0000	0	0.0000	0	0.0000	0
Bodies Corporate			3	6779203	0	0	6779203	61.8746	6779203	0	6779203	61.8746	0	61.8746	0	0.0000	0	0.0000	6779203
Bishnauth Investments Limited	Promoter	AABCM7767N	1	5036629	0	0	5036629	45.9899	5036629	0	5036629	45.9899	0	45.9899	0	0.0000	0	0.0000	5036629
UNITED MACHINE CO. LTD.	Promoter	AAACU3228P	1	907210	0	0	907210	8.2802	907210	0	907210	8.2802	0	8.2802	0	0.0000	0	0.0000	907210
ICHAMATI INVESTMENTS LTD	Promoter	AAACI5431J	1	835364	0	0	835364	7.6245	835364	0	835364	7.6245	0	7.6245	0	0.0000	0	0.0000	835364
Sub Total			4	6794443	0	0	6794443	62.0137	6794443	0	6794443	62.0137	0	62.0137	0	0.0000	0	0.0000	6794443
(2) Foreign																			
(a) Individuals (Non-Resident Individuals/Foreign Individuals)													0	0.0000	0	0.0000	0	0.0000	0
(b) Government													0	0.0000	0	0.0000	0	0.0000	0
(c) Institutions													0	0.0000	0	0.0000	0	0.0000	0
(d) Foreign Portfolio Investor													0	0.0000	0	0.0000	0	0.0000	0
(e) Any Other (specify)													0	0.0000	0	0.0000	0	0.0000	0
Sub Total			0	0	0	0	0	0.0000	0	0	0	0.0000	0	0.0000	0	0.0000	0	0.0000	0
Total Shareholding of Promoter and Promoter Group (A)=(A)(1)+(A)(2)			4	6794443	0	0	6794443	62.0137	6794443	0	6794443	62.0137	0	62.0137	0	0.0000	0	0.0000	6794443



Table III - Statement Showing shareholding pattern of the Public shareholder as on 30/09/2023

Category & Name of the Shareholders (I)	PAN (II)	Nos. of shareholders (III)	No. of fully paid up equity shares held (IV)	Partly paid up equity shares held (V)	Nos. of shares underlying Depository Receipts (VI)	Total nos. shares held (VII)=(IV)+(V)+(VI)	Shareholding % calculated as per SCRR, 1957 As a % of (A+B+C2) (VIII)	Number of Voting Rights held in each class of securities (IX)			Total Shareholding as a % assuming full conversion of convertible securities (as a percentage of diluted share capital) (XI)=(VII)+(X) As a % of (A+B+C2)	Number of Locked In shares (XII)		Number of shares pledged or otherwise encumbered (XIII)		Sub-categorization of shares (XV) Shareholding (No of shares) under						
								No of Voting Rights				No of shares Underlying outstanding convertible securities (including Warrants) (X)	No. (a)	As a % of total shares held (b)	No. (Not applicable) (a)	As a % of total shares held (Not applicable) (b)	Number of equity shares held in dematerialized form (XIV)	Sub-Category (i)	Sub-Category (ii)	Sub-Category (iii)		
								Class x	Class y	Total											Total as a % of Total Voting rights	
(1) Institutions (Domestic)																						
(a) Mutual Funds																						
(b) Venture Capital Funds																						
(c) Alternate Investment Funds																						
(d) Banks			4	6880	0	0	6880	0.0628	6880	0	6880	0.0628	0	0.0628	0	0.0000	NA		0	0	0	0
(e) Insurance Companies																						
(f) Provident Funds / Pension Funds																						
(g) Asset Reconstruction Companies																						
(h) Sovereign Wealth Funds																						
(i) NBFCs Registered with RBI																						
(j) Other Financial Institutions																						
(k) Any Other (specify)																						
Sub Total			4	6880	0	0	6880	0.0628	6880	0	6880	0.0628	0	0.0628	0	0.0000	NA		0	0	0	0
(2) Institutions (Foreign)																						
(a) Foreign Direct Investment																						
(b) Foreign Venture Capital Investors																						
(c) Sovereign Wealth Funds																						
(d) Foreign Portfolio Investors Category I																						
(e) Foreign Portfolio Investors Category II																						
(f) Overseas Depositories (holding DRs) (balancing figure)																						
(g) Any Other (specify)																						
Sub Total			0	0	0	0	0	0.0000	0	0	0	0.0000	0	0.0000	0	0.0000	NA		0	0	0	0
(3) Central Government / State Government(s)																						
(a) Central Government / President of India																						
(b) State Government / Governor																						
(c) Shareholding by Companies or Bodies Corporate where Central/State Government is a promoter																						
Sub Total			0	0	0	0	0	0.0000	0	0	0	0.0000	0	0.0000	0	0.0000	NA		0	0	0	0
(4) Non-Institutions																						
(a) Associate Companies / Subsidiaries																						



WILLIAMSON MAGOR & CO. LTD.		Table III - Statement Showing shareholding pattern of the Public shareholder as on 30/09/2023																				
Category & Name of the Shareholders (I)	PAN (II)	Nos. of shareholders (III)	No. of fully paid up equity shares held (IV)	Partly paid up equity shares held (V)	Nos. of shares underlying Depository Receipts (VI)	Total nos. shares held (VII)=(IV)+(V)+(VI)	Shareholding % calculated as per SCRR, 1957 As a % of (A+B+C2) (VIII)	Number of Voting Rights held in each class of securities (X)			Total as a % of Total Voting rights (X)	No of shares Underlying outstanding convertible securities (including Warrants) (X)	Total Shareholding as a % assuming full conversion of convertible securities (as a percentage of diluted share capital) (XI)=(VII)+(X) As a % of (A+B+C2)	Number of Locked in shares (XII)		Number of shares pledged or otherwise encumbered (XIII)		Number of equity shares held in dematerialized form (XIV)	Sub-categorization of shares (XV) Shareholding (No of shares) under			
								No of Voting Rights						No. (a)	As a % of total shares held (b)	No. (Not applicable) (c)	As a % of total shares held (Not applicable) (d)		Number of equity shares held in dematerialized form (XIV)	Sub-Category (i)	Sub-Category (ii)	Sub-Category (iii)
								Class x	Class y	Total												
(b) Directors and their relatives (excluding independent directors and nominee directors)																						
(c) Key Managerial Personnel																						
(d) Relatives of Promoters (other than immediate relatives of promoters disclosed under Promoter and Promoter Group category)																						
(e) Trusts where any person belonging to Promoter and Promoter Group category is trustee, beneficiary or author of the trust																						
(f) Investor Education and Protection Fund Authority																						
(g) Resident Individuals holding nominal share capital upto Rs.2 lakhs		8187	2587413	0	0	2587413	23.6156	2587413	0	2587413	23.6156	0	23.6156	0	0.0000	NA		2236454	0	0	0	
(h) Resident Individuals holding nominal share capital in excess of Rs.2 lakhs		12	1223410	0	0	1223410	11.1662	1223410	0	1223410	11.1662	0	11.1662	0	0.0000	NA		1223410	0	0	0	
HITESH RAMJI JAVERI	AABPJ4691H	2	409700	0	0	409700	3.7394	409700	0	409700	3.7394	0	3.7394	0	0.0000	NA		409700	0	0	0	
PATEL MANIBHAI BHAGABHAI	ARKPP9368B	1	300000	0	0	300000	2.7381	300000	0	300000	2.7381	0	2.7381	0	0.0000	NA		300000	0	0	0	
HARSHA HITESH JAVERI	AAEPJ7739F	1	180600	0	0	180600	1.6484	180600	0	180600	1.6484	0	1.6484	0	0.0000	NA		180600	0	0	0	
(i) Non Resident Indians (NRIs)		56	77808	0	0	77808	0.7102	77808	0	77808	0.7102	0	0.7102	0	0.0000	NA		61328	0	0	0	
(j) Foreign National		5	21920	0	0	21920	0.2001	21920	0	21920	0.2001	0	0.2001	0	0.0000	NA		0	0	0	0	
(k) Foreign Company / OCB																						
(l) Bodies Corporate		89	91703	0	0	91703	0.8370	91703	0	91703	0.8370	0	0.8370	0	0.0000	NA		68253	0	0	0	
(m) Any Other (specify)																						
Resident Individual (HUF)		187	129967	0	0	129967	1.1862	129967	0	129967	1.1862	0	1.1862	0	0.0000	NA		129967	0	0	0	
Clearing Member		15	22816	0	0	22816	0.2082	22816	0	22816	0.2082	0	0.2082	0	0.0000	NA		22816	0	0	0	
Sub Total		8531	4155037	0	0	4155037	37.9235	4155037	0	4155037	37.9235	0	37.9235	0	0.0000	NA		3742228	0	0	0	
Total Public Shareholding (B)=(B)(1)+(B)(2)+(B)(3)		8535	4161917	0	0	4161917	37.9863	4161917	0	4161917	37.9863	0	37.9863	0	0.0000	NA		3742228	0	0	0	
Details of the shareholders acting as persons in Concert																						
Sl No	Name	PAN	Shares																			
	NIL																					



WILLIAMSON MAGOR & CO. LTD.																		
Table IV - Statement Showing shareholding pattern of the Non Promoter - Non Public shareholder as on 30/09/2023																		
Category & Name of the Shareholders (I)	PAN (II)	No of shareholders (III)	No. of fully paid up equity shares held (IV)	Partly paid-up equity shares held (V)	Nos. of shares underlying Depository Receipts (VI)	Total nos. shares held (VII)=(IV)+(V)+(VI)	Shareholding % calculated as per SCRR, 1957) As a % of (A+B+C2) (VIII)	Number of Voting Rights held in each class of securities (IX)				No of shares Underlying outstanding convertible securities (including Warrants) (X)	Total Shareholding as a % assuming full conversion of convertible securities (as a percentage of diluted share capital) (XI)=(VII)+(X) As a % of A+B+C2)	Number of Locked In shares (XII)		Number of shares pledged or otherwise encumbered (XIII)		Number of equity shares held in dematerialized form (XIV)
								No of Voting Rights			Total as a % of Total Voting rights			No. (a)	As a % of total shares held (b)	Nos. held (Not applicable) (a)	As a % of total shares held (b)	
								Class x	Class y	Total								
(1) Custodian / DR Holder																		
(2) Employee Benefit Trust/Employee Welfare Trust under SEBI (Share based Employee Benefits and Sweat Equity) Regulations, 2021																		
Total Non Promoter - Non Public Shareholding (C)=(C)(1)+(C)(2)			0	0	0	0	0.0000	0	0	0	0.0000	0	0.0000	0	0.0000	NA	NA	0



WILLIAMSON MAGOR & CO. LTD.											
Annexure											
Table V - Statement showing details of significant beneficial owners as on 30/09/2023											
Details of the (SBO)			Details of the registered owner			Details of holding / exercise of right of the SBO in the reporting company, whether direct or indirect:					Date of creation / acquisition of significant beneficial interest
(I)			(II)			Whether by virtue of: (III)					(IV)
Sr No	Name	PAN / Passport No. in case of a foreign national	Nationality	Name	PAN / Passport No. in case of a foreign national	Nationality	Shares (%)	Voting rights (%)	Rights on distributable dividend or any other distribution (%)	Exercise of control	Exercise of significant influence



WILLIAMSON MAGOR & CO. LTD.

Table VI - Statement showing foreign ownership limits as on 30/09/2023

	Board approved limits	Limits utilized
As on shareholding date	100.0000	0.9102
As on 30/06/2023	100.0000	0.9116
As on 31/03/2023	100.0000	1.0003
As on 31/12/2022	100.0000	0.9108
As on 30/09/2022	100.0000	0.9208





WILLIAMSON MAGOR & CO. LTD.						
Shareholding Summary as on 30/09/2023						
Form	As per Folio/Client Id				As per PAN	
	No of Records	% to Total Records	No of Shares	% to Total Shares	No of Records	No of Shares
PHYSICAL	1700	18.5874	419689	3.8306	1458	419689
NSDL	3271	35.7643	8260724	75.3966	3142	8260724
CDSL	4175	45.6484	2275947	20.7728	4077	2275947
<b>TOTAL</b>	<b>9146</b>	<b>100.0000</b>	<b>10956360</b>	<b>100.0000</b>	<b>8677</b>	<b>10956360</b>

